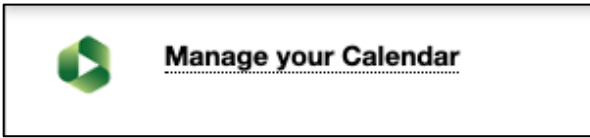
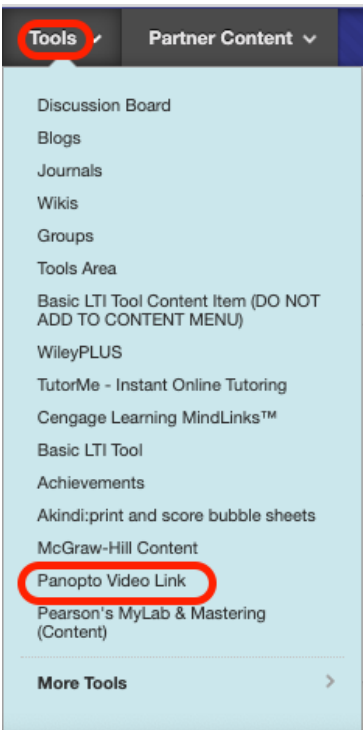


Panopto: Adding Video Link: NEW

Panopto has added another way to add a link to your Blackboard course so it looks something like this:



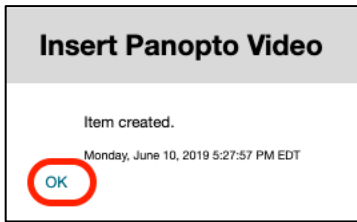
Step 1: Click on **Tools/Panopto Video Link (NEW)**:



Step 2: Add **Folder** (Course Name) by clicking on the down arrow. Select the video for the **Lecture** by also clicking on the down arrow. The Title automatically fills in. Click **Submit**:

★ Folder	DemoCourse: Demo Course ▾
★ Lecture	Manage your Calendar ▾
★ Title	Manage your Calendar
Description	<input type="text"/> <small>Use HTML to include additional links, images, formatting, etc. in the description</small>

Step 3: Click **OK**:



You will see your video name with the Panopto icon next to it!

